

Edward's Label Template

Die Number: 10-012, 9 panels,
Standard Wings

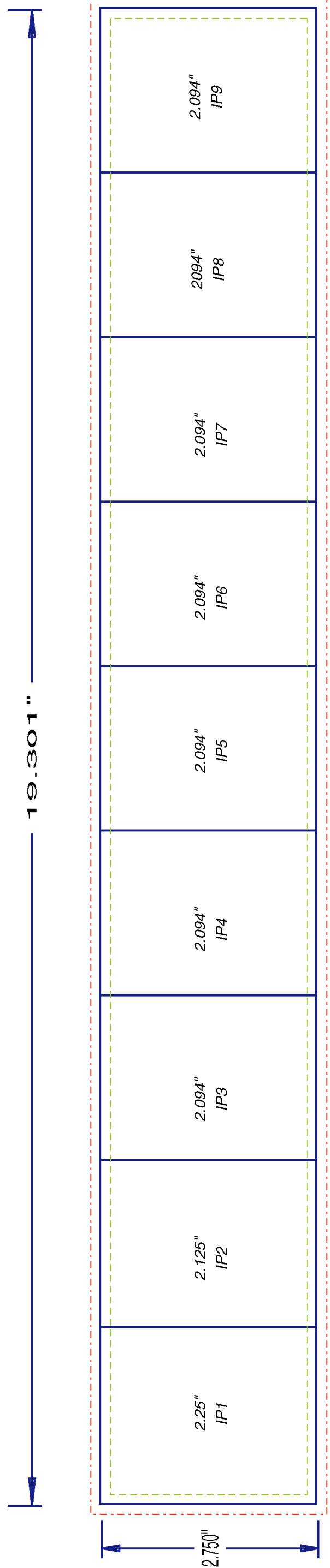
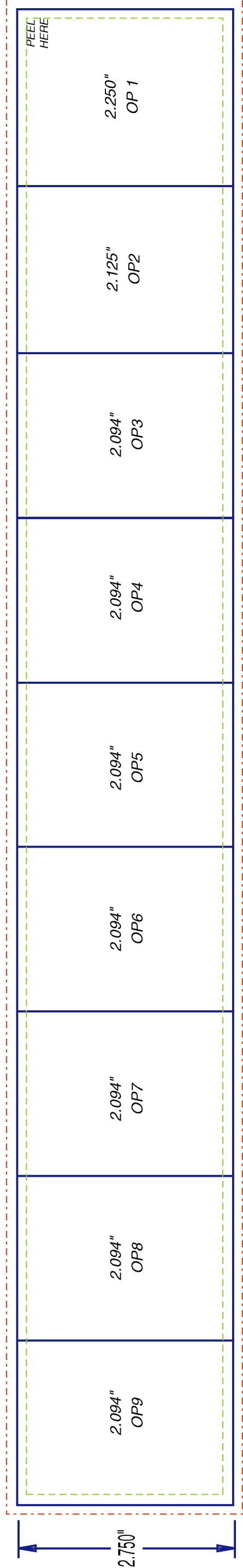
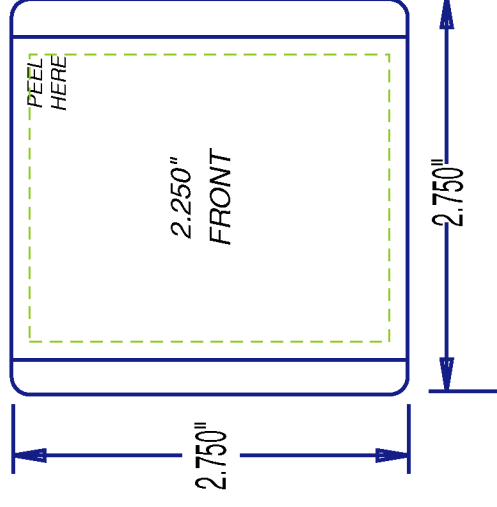
Die Cut Size: 2.75" x 2.75"

Folded Litho Size: 2.75" x 2.25"

Open Litho Size: 2.75" x 19.031"

Some Notes to the Designer:

1. Hold all text 1/8" from Cut Marks. (Also critical graphic elements.)
2. Bleed full coverage background graphics 1/8" beyond Cut Marks.
3. PEEL HERE verbiage recommended for upper right corner of OP1.
4. If OP1 has full coverage graphics, bleed 1/16" to 3/32" onto OP2.
5. This Template is provided in 2 layers. Simply turn off the text layer to use the layout only as a placed image in your document.



Drawing Keys:

1/8" Bleed Lines	- - - - -	Text Limit Lines	- - - - -	OP is "Outside Panel"
Cut/Fold Lines	—————	OP1 Bleed Line	IP is "Inside Panel"